




MQ 50C

TWO-WAY CEILING SPEAKER



Description

Compact design, light weight and limited depth makes the MQ 50C a 2-way ceiling speakers ideal for use in any background and foreground music system where a good sound is required. The woofer is a high-excursion, PP coated paper cone with rubber surround design mounted in a tuned enclosure. The fabric dome tweeter is loaded on a constant Q wave guide to provide natural and smooth sound reproduction on a wide dispersion angle. Installation of MQ 50C is fast and efficient thanks to the built-in rotating hooks. No additional brackets or rings or other supports are required: thanks to its lightweight construction the speaker can be mounted as a conventional ceiling speakers. Connections are made on four poles Euroblock connector. Power value can be selected with a rotary switch, accessible behind the grill.

Features

- › 5" woofer with 1" dome tweeter
- › Power selectable (100 V): 30 W - 20 W - 10 W - 5 W
- › 91 dB sensitivity
- › Colour white RAL 9016 and black RAL 9005
- › Self-extinguishing plastic frame and back can, steel grille
- › In/out euroblock connectors

Part Number

13000081 MQ 50C W
13100089 MQ 50C B

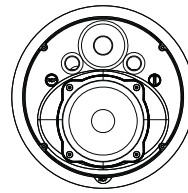
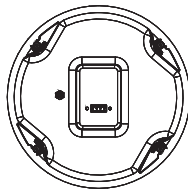
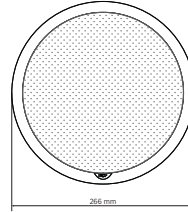
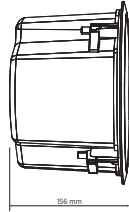
White - RAL 9016 EAN 8024530005368
Black - RAL 9005 EAN 8024530018481



MQ 50C

TWO-WAY CEILING SPEAKER

Line Art 2D



TECHNICAL SPECIFICATIONS

Acoustical specifications

Frequency Response (-10dB) 70 Hz ÷ 20000 Hz
 Max SPL @ 1m 112 dB
 Coverage angle 120°
 System Sensitivity 91 dB

Power section

Amplification Full Range
 Nominal Impedance 16 ohm
 Power Handling 60 W
 Peak Power Handling 240 W PEAK
 Crossover Frequencies 3000 Hz
 Recommended Amplifiers DMA 504, DMA 162, DMA 82, DMA 162P, ES 2160, ES 3080, AM 2320, AM 2160, AM 2080, AM 1125, UP 8504, UP 8502, UP 8501, UP 2321, UP 2162

Transducers

Dome Tweeter 1 x 1.0" neo
 Woofer 1 x 5.0" neo

Input/Output section

Input connectors Euroblock
 Output connectors Euroblock
 Constant Voltage Transformer 100 V
 Power selection 1 30 W - 333 ohm
 Power selection 2 20 W - 500 ohm
 Power selection 3 10 W - 1000 ohm
 Power selection 4 5 W - 2000 ohm

Standard compliance

Safety agency CE compliant

Physical specifications

Cabinet/Case Material Plastic
 Grille Steel
 Color White - RAL 9016, Black - RAL 9005

Size

Depth 156 mm / 6.14 inches
 Diameter 266 mm / 10.47 inches
 Cut out diameter 245 mm / 9.65 inches
 Weight 2.1 kg / 4.63 lbs