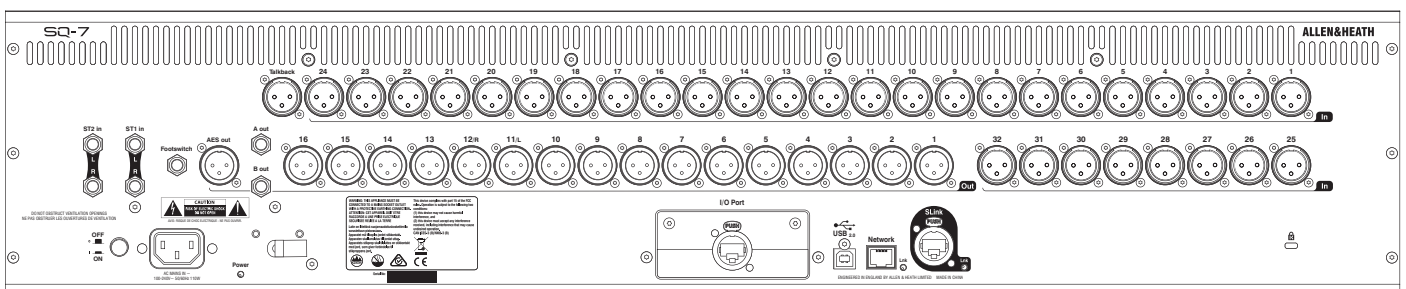
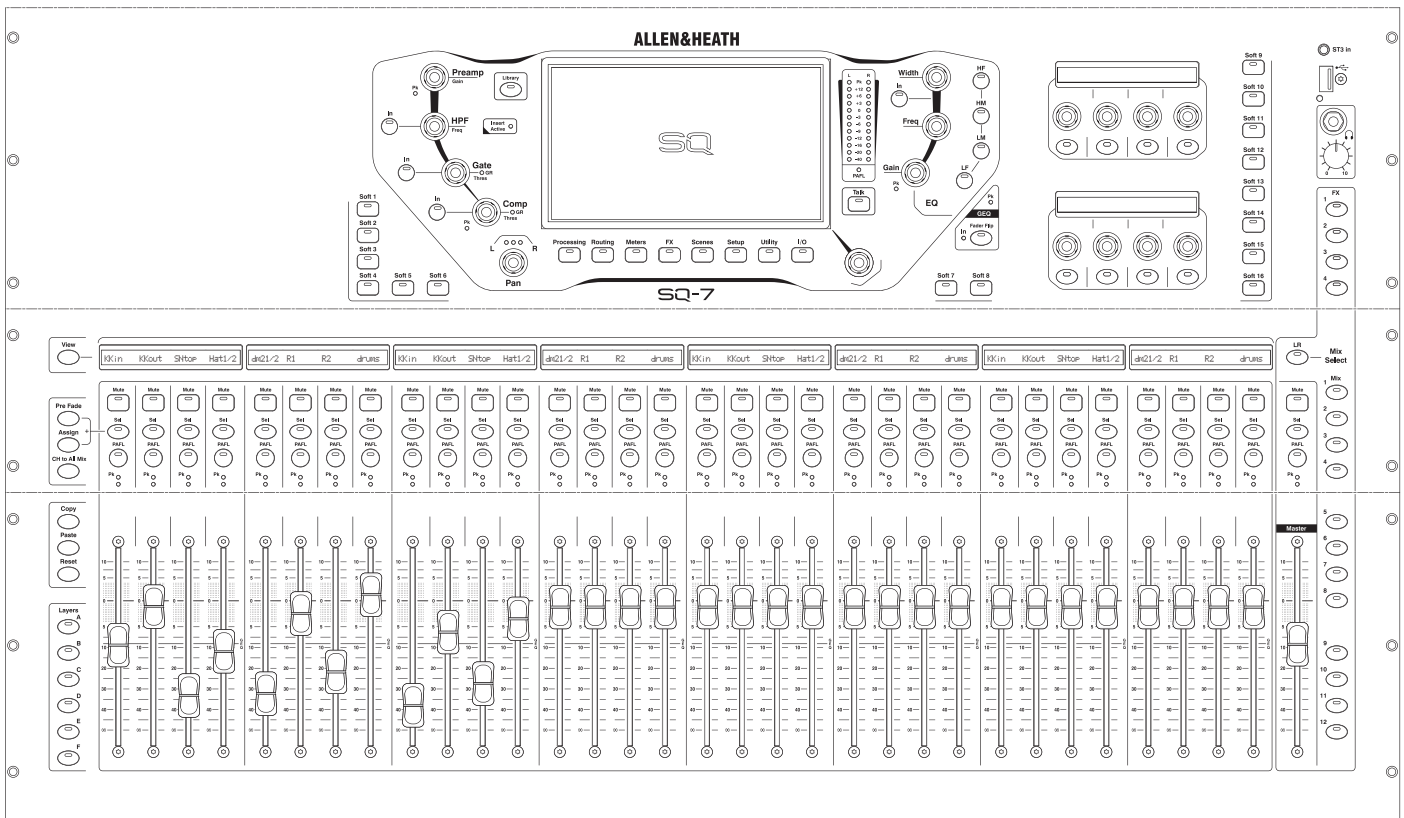


Technical Datasheet

Overview

- Compact Digital Mixer for Live, Studio and Installation
- 48 Input Channels
- 32 Local Mic Inputs (XLR)
- 2 1/4" Stereo Inputs (TRS)
- 1 3.5mm Stereo Input
- 36 Total Busses
- 12 Stereo Mix (Aux or Group) + Main
- PAFL Bus
- 18 Assignable Local Outputs (16 XLR + 2 1/4" TRS)
- AES Digital Output
- Dedicated Talkback mic input (XLR)
- 1/4" TRS Headphone out with dedicated control
- SLink EtherCON connection for remote audio using dSnake/ME, DX or GigaACE/GX protocol (128x128 channels)
- I/O Port for Option Card (including 3rd party protocols – Dante/Waves)
- 8 Mute Groups
- 8 DCA Groups
- 8 Stereo FX with dedicated FX Returns
- DEEP Processing Ready
- RackFX Effects suite
- 7" colour touchscreen
- 16 Assignable SoftKeys
- 8 Assignable Soft Rotaries
- Dedicated physical controls for channel processing (Gain, HPF Frequency, Gate Threshold, Compressor Threshold, Pan, EQ Gain/Frequency/Width)
- 32+1 Faders with 6 Layers for 192 assignable Channel Strips
- Motorised faders for sends on faders, GEQ fader flip and mix recall
- 32 Backlit LCD Channel Strip displays
- Chromatic Channel Metering
- Integrated Surface Illumination
- Single/Dual Footswitch Control
- Input channel pairs switchable mono/stereo
- Patchable Insert points
- Input processing – Trim, HPF, Gate, PEQ, Compressor, Delay
- Output processing – Graphic EQ, PEQ, Compressor, Delay
- DEEP Automatic Mic Mixing
- 2 31/61 Band Real Time Analysers
- Quick copy/paste/reset for parameters
- User Permissions to restrict operator access
- 300 Scene memories per show
- Channel Safes, Global and per Scene Recall Filters
- FX, processing and channel Libraries
- SQ-Drive for stereo and multitrack recording/playback direct to USB drive
- USB transfer of Scenes, Libraries, Shows
- 32x32 channel USB streaming to/from Mac/PC
- MIDI via USB or TCP/IP, including DAW control options
- Remote mixing apps for iPad, Android, Mac and PC
- Compatible with ME personal monitoring range





A&E Specifications

The mixer shall be a compact digital mixer built around a 96kHz XCVI FPGA core with 48 input channels mixing to LR and 12 stereo mix outputs.

The surface shall include 33 moving faders with 6 layers, each layer having dedicated keys, giving easy access to input channels, mixes, FX sends, FX returns, DCA masters and MIDI control.

Each fader strip shall have dedicated PAFL, Select, and Mute buttons with indicators, a variable LED meter, a peak indicator LED and variable colour backlit LCD display.

There shall be dedicated physical controls which allow for adjustment of key processing parameters, and which follow the select button for the input and output channels.

The fader and rotary controls shall be of a high contrast colour to the mixer surface for excellent visibility during operation in low light conditions. The rotary controls shall also be illuminated to indicate function and availability for use.

Send levels to mixes shall be displayed and adjusted using the faders.

Surface illumination shall be integrated into the bodywork of the mixer.

Local analogue inputs shall use balanced XLR sockets and connect to fully recallable digitally controlled preamplifiers. These shall be able to provide up to +60dB of gain, industry standard 48V phantom power, and include a switchable -20dB Pad to allow a maximum input level of +30dBu.

Local analogue outputs shall be provided on 16 XLR sockets and 2 balanced TRS ¼ inch Jack sockets.

These will have a nominal line output of +4dBu and a maximum output of +22dBu.

There shall be a local “SLink” Ethernet audio expansion port with locking EtherCON connector, supporting multiple AoIP protocols and providing access to a maximum 128x128 digital channels, connected over a single cable ‘digital snake’ and allowing remote preamp control of Allen & Heath Remote Audio Units, as well as connection to Allen & Heath ME Personal Mixing Systems.

A digital I/O Port shall be provided to accept optional cards, supporting a maximum 128x128 channels and the ability to interface with 3rd party AoIP protocols such as Dante and Waves.

All input and output processing, routing options and system configuration shall be accessed and adjusted via a 7-inch colour touchscreen and associated dedicated rotary control.

16 user-assignable SoftKeys with variable colour LED illumination shall be provided for quick access to Input/Mix/DCA/Group Mutes, Tap Tempo, Scene Controls, MMC and SQ-Drive Controls, as well as 8 assignable rotary encoders with LCD display showing their current function.

A footswitch connection shall be provided to allow assignable control from an optional single or dual footswitch.

There shall be dedicated keys for quick Copy/Paste/Reset of processing parameters and mixes.

The ability to assign channel on/off status and to switch between Pre/Post fade to the currently selected mix shall also be provided with dedicated keys.

All input channels shall contain the following processing: Polarity, Trim, Insert, Gate, High Pass Filter, Parametric EQ, Compressor, Delay, Pan.

All FX Return channels shall contain the following: Parametric EQ, Pan.

All output mix channels shall contain the following processing: External input, Polarity, Trim, Insert, Parametric EQ, and Graphic EQ with RTA and fader-flip mode, Compressor, Delay, Balance.

All signal delays in the system shall be adjustable in Milliseconds.

The mixer will allow the insertion of Allen & Heath DEEP processing models to channels, without affecting latency or processing abilities.

8 user-assignable effect racks shall be provided with a library of factory preset FX emulations. The FX racks shall be individually configurable as send/return from a channel or FX/Mix, or inserted into input or output channels.

There shall be 8 DCA groups and 8 Mute groups.

An Automatic Mic Mixer shall be provided for automatic and dynamic adjustment of gain in spoken word applications.

A global source option for the direct out of each input channel shall be provided in the routing screen. The tap-off point shall be adjusted to the following positions in the processing path: post Preamp, post HPF, post Gate, post Insert return, post PEQ, post Compressor, and post Delay. There shall be further global options to follow Fader, DCA and Mute. Direct outputs shall be assignable via the mixer soft patch bay.

A Talkback facility shall be provided with the ability to send to any output mix with on screen status indication. An option to enable talkback latching and HPF shall be provided.

A signal generator shall be provided with the ability to send a variable level signal to any output mix with visual assignment status on-screen. The following types of signals shall be available: Sine, White Noise, Pink Noise, and Band-Pass.

Comprehensive input, output, and FX channel and RTA metering shall be provided on-screen. 12-LED bar meters on the surface shall indicate the Main mix bus level and the PAFL signal shall override the LR meters accompanied by a PAFL-active indicator.

A default Mains to PAFL sub-mix shall be provided.

There shall be a USB Type-A connector on the surface for stereo/multitrack recording/playback, data-transfer, archiving, and firmware updates direct to USB drives. On the rear panel there shall be a USB-B connection following the USB 2.0 standard for multi-channel, bi-directional audio streaming and MIDI DAW control between the mixer and a computer.

A DAW transport control using popular DAW control protocols for computer shall be available via the touch-screen.

Stereo digital output shall be provided on XLR following the AES/EBU standard and with switchable sample rates.

The mixer shall provide a Fast Ethernet (100 Mbit/s) port for Cat5 cable connection to a computer for MIDI over TCP/IP control of mixer parameters via a wireless router (access point) for live mixing control, and the mixing system shall include application software for tablet and phone devices connected via a wireless network router to the LAN port.

Input and output channel processing and parameters in the mixer shall be saved on demand as a user library item for recall in other channels. All library items shall be archived with the show-file. Library items shall be transferrable to USB drive as portable data to be used in other systems.

The mixer shall provide the facility to save 300 scenes of the settings of the mixing system and these scenes shall be nameable.

A comprehensive table of 'Scene Safes' shall be provided to prevent selected items from being changed from their state when the safe was enabled. A comprehensive scene filter shall be provided per scene to Allow / Block each parameter saved in a scene from being changed as that scene is recalled.

An option shall be provided for password protection for log-in of several users with different levels of system access and permissions. A particular scene may be chosen to be recalled per change of user-login if desired.

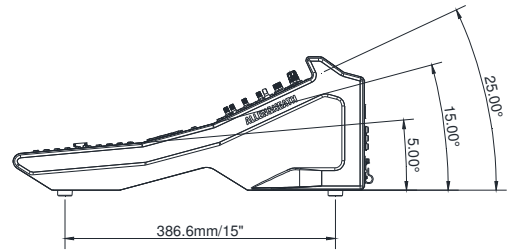
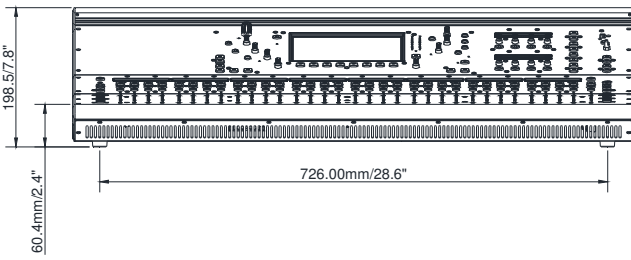
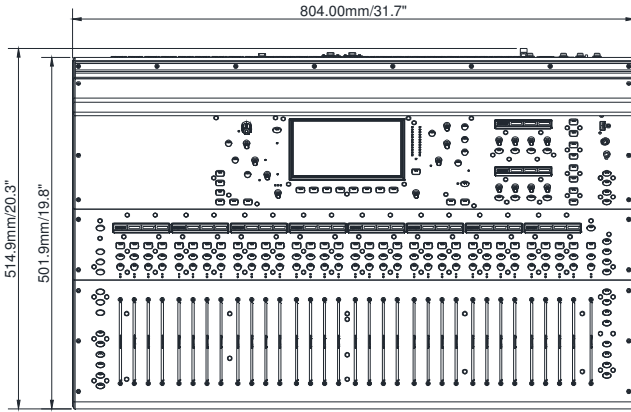
The mixing system shall periodically record all current settings and return the mixer to that state after reboot following a power-cycle.

The mixing control surface shall have a built in power supply accepting AC mains voltages of 100~240V, 50/60 Hz, 110W max via an earthed 3-pin IEC male connector mounted on the rear chassis. A Two Pole Push-Button switch shall be provided near the mains input.

Recommended operating temperature for the mixer shall be 5 to 35 degrees Celsius.

The mixer shall be the Allen & Heath SQ-7.

Dimensions

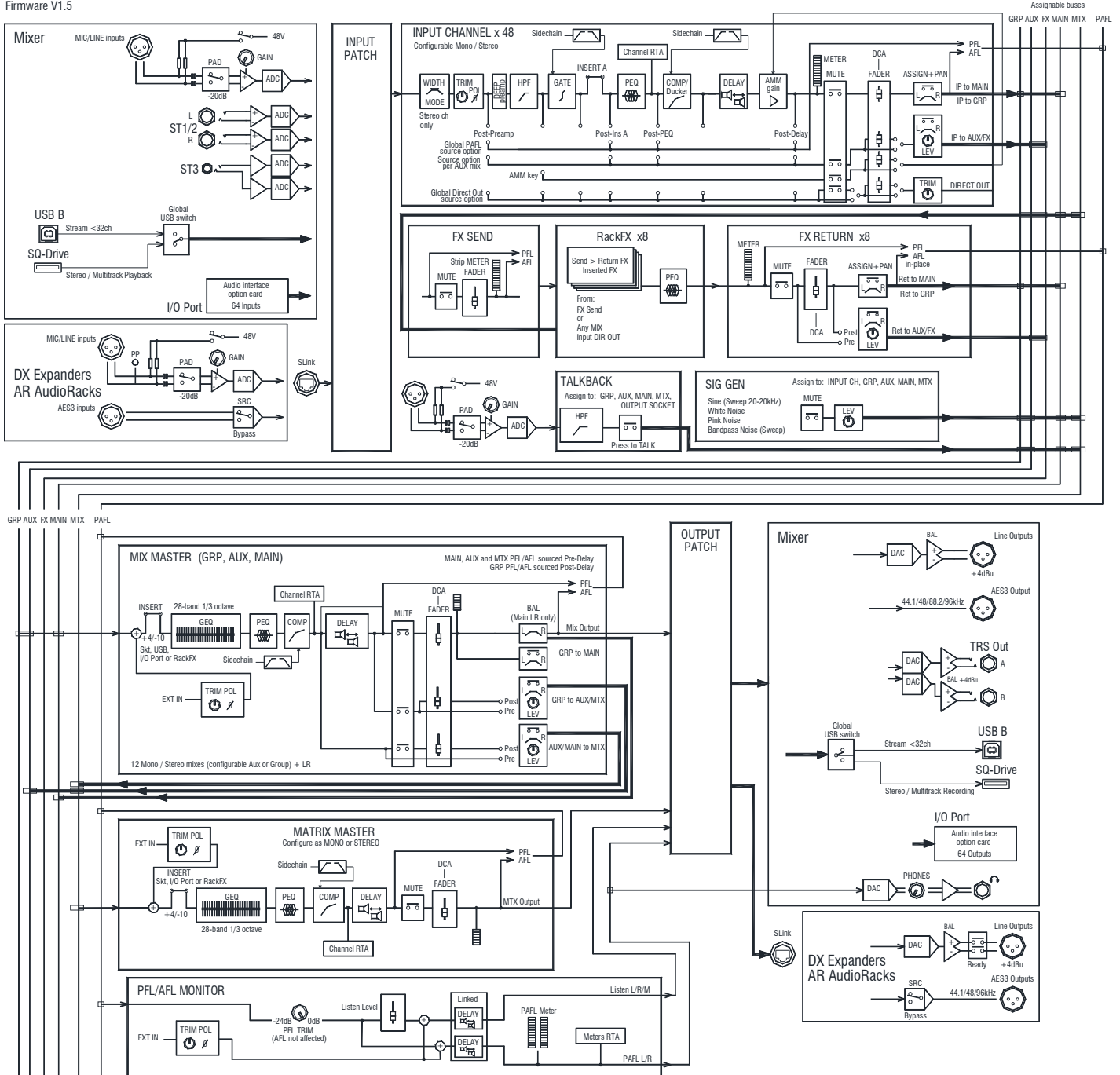


Block Diagram

SQ SYSTEM BLOCK DIAGRAM

48 input channels x 36 bus Mix Engine

Firmware V1.5



Mixer Specifications

Inputs	Mic/Line Inputs	Balanced XLR, fully recallable	
	Input Sensitivity	-60 to +0dBu	
	Switchable Pad	-20dB	
	Analogue Gain	0dB to +60dB, 1dB steps	
	Maximum Input Level	+30dBu	
	Input Impedance	>5k Ω	
	THD+N, Unity gain 0dB	0.002% -92dBu (20Hz-20kHz, AES Direct Out, @0dBu 1kHz)	
	THD+N, Mid gain +30dB	0.003% -91dBu (20Hz-20kHz, AES Direct Out, @-30dBu INPUT 1kHz)	
	Phantom Power	+48V (+3V / -2V)	
	Stereo Line Inputs		
	ST1, ST2 connectors	Balanced, 1/4" TRS jack	
	ST3 connector	Unbalanced, stereo 3.5mm Mini Jack	
	Input Sensitivity (ST1, ST2 / ST3)	Nominal +4dBu ST1, ST2 / 0dBu ST3	
	Trim	+/-24dB	
	Maximum Input Level (ST1,ST2 / ST3)	+22dBu / +18dBu	
	Input Impedance	>7k Ω	
Outputs	XLR Outputs	Balanced, XLR	
	Outputs A and B	Balanced 1/4" TRS Jack	
	Source	Patchable	
	Output Impedance	<75 Ω	
	Nominal Output	+4dBu = 0dB meter reading	
	Maximum Output Level	+22dBu	
	Residual Output Noise	-90dBu (muted, 20Hz-20kHz)	
	AES Digital Output	Balanced XLR 2 channel, 96kHz sampling rate (Default with SRC Bypassed) Switchable output sample rates, 44.1kHz/ 48kHz/ 88.2kHz/ (96kHz) 2.5Vpp balanced terminated 110 Ω	
	SLink	Connection	Neutrik EtherCON (RJ45)
		dsnake mode (48kHz devices)	40 input 20+40(ME) output channels
dx mode (96kHz devices)		32 input 32 output channels	
gigaACE/GX (96kHz devices)		128 input 128 output channels	
Inputs		Fully Patchable	
Outputs		Fully Patchable	
	Sync/SRC	Assignable as master audio sync for all modes, SRC 64 channel	
I/O Port	Inputs	Multi-channel I/O option module	
	Outputs	Fully Patchable	
	Sync/SRC	Assignable as master audio sync	
System		Measured balanced XLR in to XLR out, 0dB gain, 0dBu input	
	Dynamic Range	112 dB	
	Frequency Response	+0/-0.5dB 20Hz to 20kHz	
	Headroom	+18dB	
	Internal operating Level	0dBu	
	THD+N, Mic/Line routed to Main L/R Out	Unity gain faders@0dB, 0.006%, -84dBu (20 - 20kHz)	
	dBFS Alignment	+18dBu = 0dBFS (+22dBu at XLR output)	
	Meter Calibration	0dB meter = -18dBFS (+4dBu at XLR out)	
	Main Meter Type	2 x 12 segment, fast (peak) response	
	Channel Meter Type	Chromatic Channel Metering, fully programmable colour/brightness	
	Peak Indication	-3dBFS (+19dBu at XLR out), multi-point sensing	
	Sampling Rate	96kHz	
	Bit Depth	Uses XCVI core custom bit widths in algorithms, up to 96bits	
	Latency	<0.7mS, Local Mic Input to Main L/R	
		Operating Temperature Range	0 deg C to 40 deg C (32 deg F to 104 deg F)
	Mains Power	100-240V AC, 50/60Hz	
	Max Power Consumption SQ-5/SQ-6/SQ-7	75W / 90W / 110W	
Dimensions & Weights	SQ-5	Width x Depth x Height 440 x 514.9 x 198 mm (17.3" x 20.3" x 7.8")	
	Desk mounted		
	Packed in shipping box	610 x 680 x 360 mm (24" x 26.8" x 14.2")	
	Unpacked weight	10.5 kg (23.1 lbs)	
	Packed weight	14 kg (30.9 lbs)	
	SQ-6	Width x Depth x Height 638 x 514.9 x 198 mm (25.1" x 20.3" x 7.8")	
	Desk mounted		
	Packed in shipping box	820 x 680 x 360 mm (32.3" x 26.8" x 14.2")	
	Unpacked weight	14.5 kg (32 lbs)	
	Packed weight	17.3 kg (38.1 lbs)	
	SQ-7	Width x Depth x Height 804 x 514.9 x 198 mm (31.7" x 20.3" x 7.8")	
	Desk mounted		
Packed in shipping box	960 x 685 x 360 mm (37.8" x 27" x 14.2")		
Unpacked weight	17.8 kg (39.3 lbs)		
Packed weight	21.9 kg (48.3 lbs)		

Control	Faders	100mm motorised
	Touch Screen	7" Capacitive, 800 x 480 resolution, 24 bit RGB
	SoftKeys	8 (SQ-5), 16 (SQ-6, SQ-7)
	SoftRotaries	4 (SQ-6), 8 (SQ-7)
	Mute Groups / DCA Groups	8 / 8
	Network	TCP/IP Ethernet for MIDI and Control
	MIDI	TCP/IP and USB-B
	Footswitch	Single or Dual, Momentary or Latching
Input Processing	Source	Fully patchable
	CH1-48	SQ-Drive or USB B Streaming
	USB Global Source	
	Polarity	Normal/Invert
	Trim	-24 to +24dB
	High Pass Filter	12/18/24dB per octave 20Hz – 2kHz
	Insert (Pre EQ/Comp)	Fully Patchable
	Delay	Up to 341ms
	Gate	Patchable Sidechain
	Sidechain filter	Hi-pass (20-5k), band-pass (120-10k), Lo-pass (120-20k)
	Threshold / Depth	-72dBu to +18dBu / 0 to 60dB
	Attack / Hold / Release	50µs to 300ms / 10ms to 5s / 10ms to 1s
	PEQ	4-Band fully parametric, 20-20kHz, +/-15dB
	Band 1, Band 4	Selectable Shelving (Baxandall), Bell, HPF/LPF 12dB/octave
	Band 2, Band 3	Bell
	Bell Width	Variable Q, 1.5 to 1/9th octave
	Compressor	Patchable Sidechain, DEEP options
Sidechain filter	Hi-pass (20-5k), band-pass (120-10k), Lo-pass (120-20k), Q=1	
Threshold / Ratio	-46dBu to 18dBu / 1:1 to infinity	
Attack / Release	30µs to 300ms / 50ms to 2s	
Knee	Soft/Hard	
Detector response	Peak/RMS switchable	
Parallel Path Compression	dry/wet -infin to 0dB	
Channel Direct Out	Follow Fader, Mute, Mute Group, DCA (global all ch)	
Source select	Post-Preamp, Post-HPF, Post-Gate, Insert Return, Post-PEQ, Post-Comp, Post-Delay trim -infin to 10dB per channel	
Mix Processing	Insert (Pre EQ/Comp)	Fully Patchable
	Delay	Up to 682ms
	GEQ	28 bands 31Hz-16kHz, +/-12dB Gain, Constant 1/3 oct, DEEP options
	PEQ	As Input PEQ
	Compressor	As Input Compressor
FX	Internal FX Types	8 x RackFX engine, Send>Return or Inserted (4 dedicated fx bus) SMR Reverb, Stereo Tap Delay, Gated Reverb, ADT, Blue Chorus Symphonic Chorus, Flanger, Phaser
	8 dedicated Stereo FX returns	Fader, Pan, Mute, Routing to Mix/LR, 4-Band PEQ
Audio Tools	PAFL	PFL or stereo in-place AFL, 0 to -24dB Trim, PAFL Delay Up to 682ms
	Talkback	Dedicated input, Assignable to any mix, Gain, Pad, 48V, 12dB/oct HPF
	Signal Generator	Assignable to any input or mix, Sine/White/Pink/Bandpass Noise
	RTA's	2x 31-Band 1/3 octave (Stereo) or 61-Band 1/6 octave (Mono) 20-20kHz. PAFL/Selected Channel or Fixed Source
USB Audio	SQ-Drive	USB-A
	Stereo Record	2 channel, WAV, 96kHz, 24-bit, source fully patchable
	Stereo Playback	1/2 channel, WAV, 44.1, 48, 96kHz 16,24-bit, source fully patchable
	Multitrack Record	1-16 channel 96kHz, 1-32 channel 48kHz, 24-bit, WAV, fully patchable
	Multitrack Playback	1-16 channel 96kHz, 1-32 channel 48kHz, 24-bit, WAV, fully patchable
	USB Audio Streaming	USB-B, Core Audio compliant, ASIO/WDM for Windows
	Send (upstream)	32 channel, 48/96kHz, 24-bit
Return (downstream)	32 channel, 48/96kHz, 24-bit	
AMMs	Configuration	2x 24ch or 1x 48ch, freely assignable
	Type	Gain Sharing
	Sidechain Filter HPF / LPF	12dB/octave 20Hz – 5kHz / 120Hz - 20kHz
	Priority	-15dB to +15dB per channel
Add-ons	DEEP Preamps	Tube Stage
	DEEP Compressors	Opto, 16T, 16VU, PeakLimiter76, Mighty
	DEEP GEQ's	Proportional-Q, DiGi-GEQ, Hybrid
	RackFX units	De-Esser, DynEQ4, MultiBD3, MultiBD4, Bucket Brigade, Echo, Hypabass